
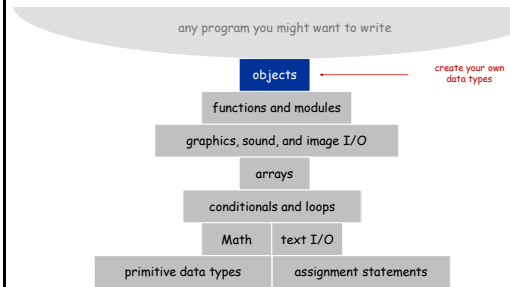


3.1 Using Data Types



Introduction to Programming in Java: An Interdisciplinary Approach · Robert Sedgewick and Kevin Wayne · Copyright © 2002-2010 · 4th Edition 10.02.21

A Foundation for Programming



Data Types

Data type. Set of values and operations on those values.

Primitive types. Values directly map to machine representation; ops directly map to machine instructions.

Data Type	Set of Values	Operations
boolean	true, false	not, and, or, xor
int	-2^{31} to $2^{31} - 1$	add, subtract, multiply
double	any of 2^{64} possible reals	add, subtract, multiply

We want to write programs that process other types of data.

- Colors, pictures, strings, input streams, ...
- Complex numbers, vectors, matrices, polynomials, ...
- Points, polygons, charged particles, celestial bodies, ...

Objects

Object. Holds a data type value; variable name refers to object.

Object-oriented programming.

- Create your own data types (set of values and ops on them).
- Use them in your programs (manipulate objects that hold values).

Data Type	Set of Values	Operations
Color	24 bits	get red component, brighten
Picture	2D array of colors	get/set color of pixel (i, j)
String	sequence of characters	length, substring, compare

This lecture. Use existing data types.

Next lecture. Create your own data types.

Constructors and Methods

To construct a new object:

- Use keyword `new` (to invoke constructor).
- Use name of data type (to specify which type of object).

To apply an operation:

- Use name of object (to specify which object).
- Use the dot operator (to invoke method).
- Use the name of the method (to specify which operation).

```

declare a variable (object name)
String s;
call a constructor to create an object
s = new String("Hello, World");
System.out.println(s.substring(0, 5));
object name
call a method that operates on the object's value
    
```

Image Processing

Color Data Type

Color. A sensation in the eye from electromagnetic radiation.

Set of values. [RGB representation] 256³ possible values, which quantify the amount of red, green, and blue, each on a scale of 0 to 255.

R	G	B	Color
255	0	0	Red
0	255	0	Green
0	0	255	Blue
255	255	255	White
0	0	0	Black
255	0	255	Magenta
105	105	105	Gray

7

Color Data Type

Color. A sensation in the eye from electromagnetic radiation.

Set of values. [RGB representation] 256³ possible values, which quantify the amount of red, green, and blue, each on a scale of 0 to 255.

API. Application Programming Interface.

```
public class java.awt.Color
{
    Color(int r, int g, int b)
    int getRed()           red intensity
    int getGreen()        green intensity
    int getBlue()         blue intensity
    Color brighter()       brighter version of this color
    Color darker()        darker version of this color
    String toString()     string representation of this color
    boolean equals(Color c) is this color's value the same as c's?
}
```

<http://download.oracle.com/javase/6/docs/api/java/awt/Color.html>

8

Monochrome Luminance

Monochrome luminance. Effective brightness of a color.

NTSC formula. $Y = 0.299r + 0.587g + 0.114b$.

```
import java.awt.Color;
public class Luminance {
    public static double lum(Color c) {
        int r = c.getRed();
        int g = c.getGreen();
        int b = c.getBlue();
        return .299*r + .587*g + .114*b;
    }
}
```

12

Color Compatibility

Q. Which font colors will be most readable with which background colors on computer and cell phone screens?

A. Rule of thumb: difference in luminance should be ≥ 128 .



```
public static boolean compatible(Color a, Color b) {
    return Math.abs(lum(a) - lum(b)) >= 128.0;
}
```

13

Grayscale

Grayscale. When all three R, G, and B values are the same, resulting color is on grayscale from 0 (black) to 255 (white).

Convert to grayscale. Use luminance to determine value.

```
public static Color toGray(Color c) {
    int y = (int) Math.round(lum(c));
    Color gray = new Color(y, y, y);
    return gray;
}
```

red green blue
9 90 166 *this color*

grayscale version
74 74 74

black
0 0 0

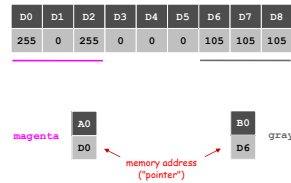
$0.299 * 9 + 0.587 * 90 + 0.114 * 166 = 74.445$

round double to nearest long

14

OOP Context for Color

Possible memory representation.



Object reference is analogous to variable name.

- We can manipulate the value that it holds.
- We can pass it to (or return it from) a method.

15

References

René Magritte. "This is not a pipe."



Java. This is not a color.

```
Color sienna = new Color(160, 82, 45);
Color c = sienna.darker();
```

OOP. Natural vehicle for studying abstract models of the real world.

16

This is Not a Pipe



Neither is this.

```
% java RandomSeq 10000 | java Average
```

Don Piro, <http://www.unipress.com>

17

Picture Data Type

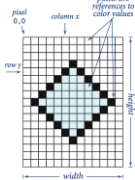
Raster graphics. Basis for image processing.

Set of values. 2D array of color objects (pixels).

API.

```
public class Picture
```

Picture(String filename)	create a picture from a file
Picture(int w, int h)	create a blank w-by-h picture
int width()	return the width of the picture
int height()	return the height of the picture
Color get(int x, int y)	return the color of pixel (x, y)
void set(int x, int y, Color c)	set the color of pixel (x, y) to c
void show()	display the image in a window
void save(String filename)	save the image to a file



18

Image Processing: Grayscale Filter

Goal. Convert color image to grayscale according to luminance formula.


```
import java.awt.Color;

public class Grayscale {
    public static void main(String[] args) {
        Picture pic = new Picture(args[0]);
        for (int x = 0; x < pic.width(); x++) {
            for (int y = 0; y < pic.height(); y++) {
                Color color = pic.get(x, y);
                Color gray = Luminance.toGray(color); ← from before
                pic.set(x, y, gray);
            }
        }
        pic.show();
    }
}
```


19

Image Processing: Grayscale Filter

Goal. Convert color image to grayscale according to luminance formula.



mandrill.jpg



% java Grayscale mandrill.jpg

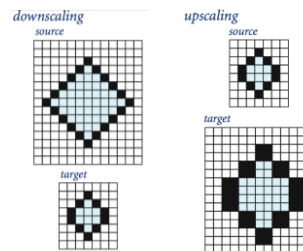
20

Image Processing: Scaling Filter

Goal. Shrink or enlarge an image to desired size.

Downscaling. To shrink, delete half the rows and columns.

Upscaling. To enlarge, replace each pixel by 4 copies.



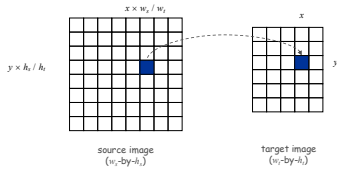
21

Image Processing: Scaling Filter

Goal. Shrink or enlarge an image to desired size.

Uniform strategy. To convert from w_s -by- h_s to w_t -by- h_t :

- Scale column index by w_t / w_s .
- Scale row index by h_t / h_s .
- Set color of pixel (x, y) in target image to color of pixel $(x \times w_s / w_t, y \times h_s / h_t)$ in source image.



22

Image Processing: Scaling Filter

```
import java.awt.Color;

public class Scale {
    public static void main(String[] args) {
        String filename = args[0];
        int w = Integer.parseInt(args[1]);
        int h = Integer.parseInt(args[2]);
        Picture source = new Picture(filename);
        Picture target = new Picture(w, h);
        for (int tx = 0; tx < target.width(); tx++) {
            for (int ty = 0; ty < target.height(); ty++) {
                int sx = tx * source.width() / target.width();
                int sy = ty * source.height() / target.height();
                Color color = source.get(sx, sy);
                target.set(tx, ty, color);
            }
        }
        source.show();
        target.show();
    }
}
```

23

Image Processing: Scaling Filter

Scaling filter. Creates **two** `Picture` objects and two windows.




mandrill.jpg
(298-by-298)



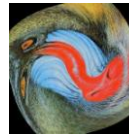
% java Scale mandrill.jpg 400 200

24

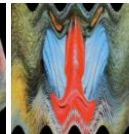
More Image Processing Effects



RGB color separation



swirl filter



wave filter



glass filter



Sobel edge detection

25

Text Processing

String Data Type

String data type. Basis for text processing.
Set of values. Sequence of Unicode characters.

API.

```
public class String (Java string data type)
    String(String s)           create a string with the same value as s
    int length()              string length
    char charAt(int i)        i'th character
    String substring(int i, int j) i'th through (j-1)'st characters
    boolean contains(String sub) does string contain sub as a substring?
    boolean startsWith(String pre) does string start with pre?
    boolean endsWith(String post) does string end with post?
    int indexOf(String p)     index of first occurrence of p
    int indexOf(String p, int i) index of first occurrence of p after i
    String concat(String t)   this string with t appended
    int compareTo(String t)   string comparison
    String replaceAll(String a, String b) result of changing as to bs
    String[] split(String delim) strings between occurrences of delim
    boolean equals(String t)  is this string's value the same as t's?
```

<http://download.oracle.com/javase/6/docs/api/java/lang/String.html>

27

Typical String Processing Code

```

public static boolean isPalindrome(String s)
{
    int N = s.length();
    for (int i = 0; i < N/2; i++)
        if (s.charAt(i) != s.charAt(N-1-i))
            return false;
    return true;
}

String s = args[0];
int dot = s.indexOf(".");
String base = s.substring(0, dot);
String extension = s.substring(dot + 1, s.length());

String query = args[0];
while (!StdIn.isEmpty())
{
    String s = StdIn.readLine();
    if (s.contains(query)) StdOut.println(s);
}

while (!StdIn.isEmpty())
{
    String s = StdIn.readString();
    if (s.startsWith("http://") && s.endsWith(".edu"))
        StdOut.println(s);
}
    
```

is the string a palindrome?

extract file name and extension from a command-line argument

print all lines in standard input that contain a string specified on the command line

print all the hyperlinks (to educational institutions) in the text file on standard input

28

Gene Finding

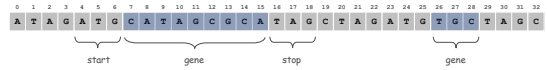
Pre-genomics era. Sequence a human genome.
Post-genomics era. Analyze the data and understand structure.

Genomics. Represent genome as a string over { A, C, T, G } alphabet.

Gene. A substring of genome that represents a functional unit.

- Preceded by **ATG**. [start codon]
- Multiple of 3 nucleotides. [codons other than start/stop]
- Succeeded by **TAG, TAA, or TGA**. [stop codons]

Goal. Find all genes.



29

Gene Finding: Algorithm

Algorithm. Scan left-to-right through genome.

- If start codon, then set **beg** to index **i**.
- If stop codon and substring is a multiple of 3 - output gene - reset **beg** to -1

i	codon start stop	beg	gene	remaining portion of input string
0		-1		ATAGATGCATAGCCGATAGCTAGCTGCTAGC
1	TAG	-1		ATAGATGCATAGCCGATAGCTAGCTGCTAGC
4	ATG	4	multiple of 3 CATAGCGCA	ATAGATGCATAGCCGATAGCTAGCTGCTAGC
9	TAG	4		ATAGATGCATAGCCGATAGCTAGCTGCTAGC
16	TAG	4		ATAGATGCATAGCCGATAGCTAGCTGCTAGC
20	TAG	-1		ATAGATGCATAGCCGATAGCTAGCTGCTAGC
23	ATG	23		ATAGATGCATAGCCGATAGCTAGCTGCTAGC
29	TAG	23	TGC	ATAGATGCATAGCCGATAGCTAGCTGCTAGC

30

Gene Finding: Implementation

```

public class GeneFind {
    public static void main(String[] args) {
        String start = args[0];
        String stop = args[1];
        String genome = StdIn.readAll();

        int beg = -1;
        for (int i = 0; i < genome.length() - 2; i++) {
            String codon = genome.substring(i, i+3);
            if (codon.equals(start)) beg = i;
            if (codon.equals(stop) && beg != -1 && beg+3 < i) {
                String gene = genome.substring(beg+3, i);
                if (gene.length() % 3 == 0) {
                    StdOut.println(gene);
                    beg = -1;
                }
            }
        }
    }
}

% more genomeTiny.txt
ATAGATGCATAGCCGATAGCTAGCTAGCTGCTAGC

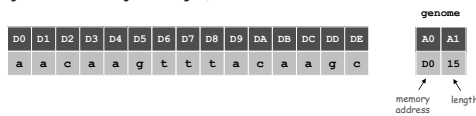
% java GeneFind ATG TAG < genomeTiny.txt
CATAGCGCA
TGC
    
```

31

OOP Context for Strings

Possible memory representation of a string.

- genome = "aacaagttacaagc";

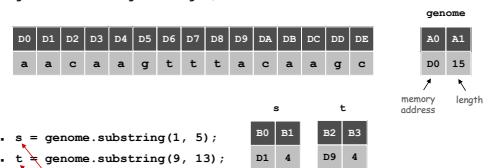


32

OOP Context for Strings

Possible memory representation of a string.

- genome = "aacaagttacaagc";



- s = genome.substring(1, 5);
- t = genome.substring(9, 13);

s and t refer to different strings that have the same value "aaca"

- (s == t) is false, but (s.equals(t)) is true.

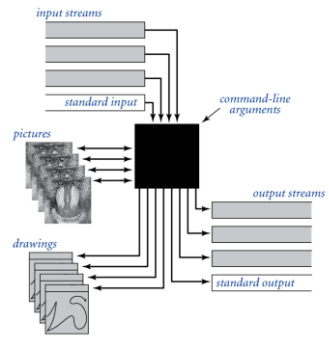
compares pointers

compares character sequences

33

In and Out

Bird's Eye View (Revisited)



Non-Standard Input

Standard input. Read from terminal window. or use OS to redirect from one file
Goal. Read from **several** different input streams.

In data type. Read text from stdin, a file, a web site, or network.

Ex: Are two text files identical?

```
public class Diff {
    public static void main(String[] args) {
        In in0 = new In(args[0]); // read from one file
        In in1 = new In(args[1]); // read from another file
        String s = in0.readAll();
        String t = in1.readAll();
        StdOut.println(s.equals(t));
    }
}
```

Screen Scraping

Goal. Find current stock price of Google.

```
...
<tr>
<td class="yfnc_tablehead1" width="488">
Last Trade:
</td>
<td class="yfnc_tabledata1">
<big>
<b>$76.50</b>
</big>
</td>
</tr>
<tr>
<td class="yfnc_tablehead1" width="488">
Trade Time:
</td>
<td class="yfnc_tabledata1">
11:45AM ET
</td>
</tr>
...
```

<http://finance.yahoo.com/q?s=goog> NYSE symbol

Screen Scraping

Goal. Find current stock price of Google.

- `s.indexOf(t, i)`: index of first occurrence of pattern `t` in string `s`, starting at offset `i`.
- Read raw html from `http://finance.yahoo.com/q?s=goog`.
- Find first string delimited by `` and `` after Last Trade.

```
public class StockQuote {
    public static void main(String[] args) {
        String name = "http://finance.yahoo.com/q?s=";
        In in = new In(name + args[0]);
        String input = in.readAll();
        int start = input.indexOf("Last Trade:", 0);
        int from = input.indexOf("<b>", start);
        int to = input.indexOf("</b>", from);
        String price = input.substring(from + 3, to);
        StdOut.println(price);
    }
}
```

```
java StockQuote goog
$76.50
```

Day Trader

Add bells and whistles.

- Plot price in real-time.
- Notify user if price dips below a certain price.
- Embed logic to determine when to buy and sell.
- Automatically send buy and sell orders to trading firm.

Warning. Please, please use at your own financial risk.



The New Yorker, September 6, 1999

OOP Summary

Object. Holds a data type value; variable name refers to object.

In Java, programs manipulate references to objects.

- Exception: primitive types, e.g., `boolean`, `int`, `double`.
- Reference types: `String`, `Picture`, `Color`, arrays, everything else.
- OOP purist: language should not have separate primitive types.

Bottom line. We wrote programs that manipulate colors, pictures, and strings.

Next time. We'll write programs that manipulate our own abstractions.

40

Extra Slides

Color Separation

```
import java.awt.Color;
public class ColorSeparation {
    public static void main(String args[]) {
        Picture pic = new Picture(args[0]);
        int width = pic.width();
        int height = pic.height();

        Picture R = new Picture(width, height);
        Picture G = new Picture(width, height);
        Picture B = new Picture(width, height);

        for (int x = 0; x < width; x++) {
            for (int y = 0; y < height; y++) {
                Color c = pic.get(x, y);
                int r = c.getRed();
                int g = c.getGreen();
                int b = c.getBlue();
                R.set(x, y, new Color(r, 0, 0));
                G.set(x, y, new Color(0, g, 0));
                B.set(x, y, new Color(0, 0, b));
            }
        }
        R.show();
        G.show();
        B.show();
    }
}
```

42

Color Separation

`ColorSeparation.java`. Creates three `Picture` objects and windows.



43

Memory Management

Value types.

- Allocate memory when variable is declared.
- Can reclaim memory when **variable** goes out of scope.

Reference types.

- Allocate memory when object is created with `new`.
- Can reclaim memory when **last reference** goes out of scope.
- Significantly more challenging if several references to same object.

Garbage collector. System automatically reclaims memory; programmer relieved of tedious and error-prone activity.

44